

VDSL Quad 4 Band Solution CO (LT)

APC77175



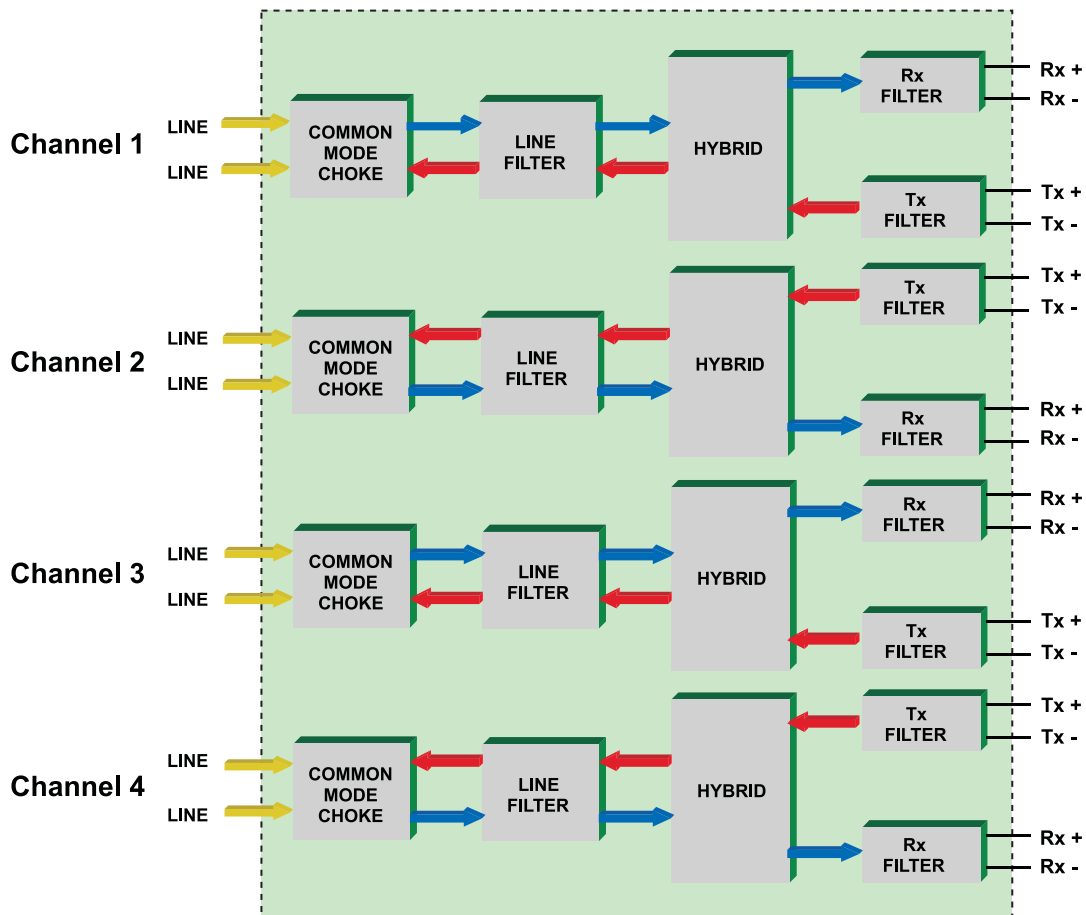
FEATURES

- Compact four channel, four band VDSL filter solution
- Minimum footprint for maximized port density
- Optimized for use with Infineon PEF22810/14/15 chipset
- Designed for operation to Plan 997 specification

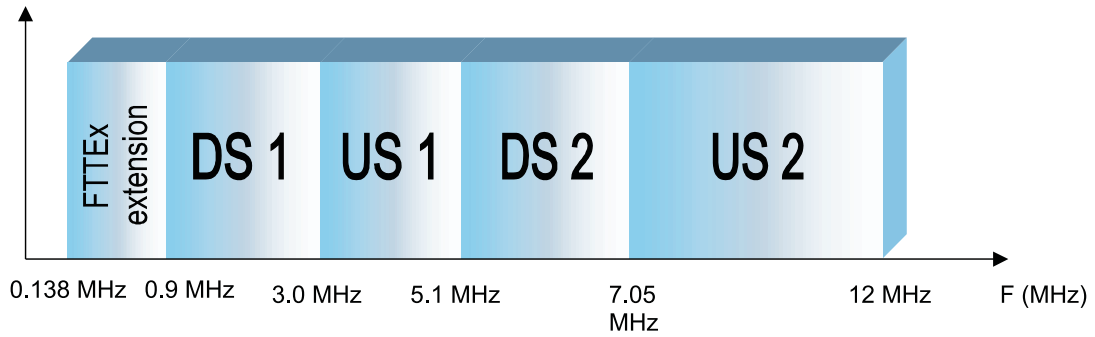


BLOCK DIAGRAM

APC77175

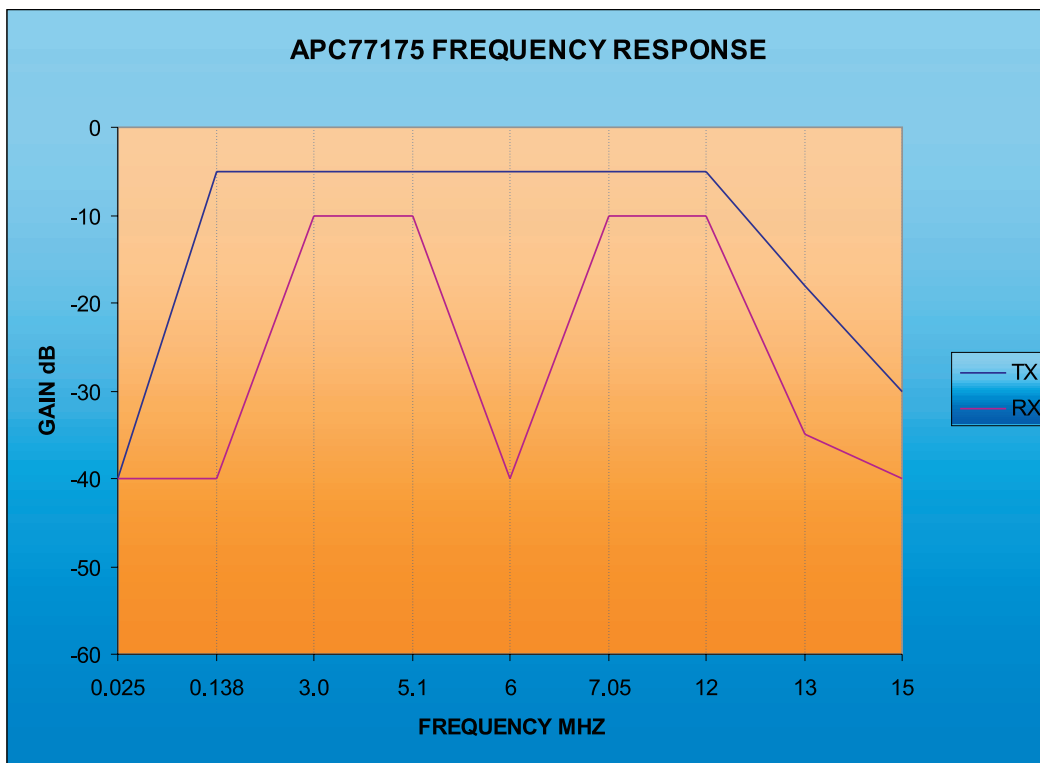


BAND ALLOCATION



FREQUENCY RESPONSE

The following provisional response has been drawn up from a combination of specifications and simulation. It is an initial aiming point for the design allowing operation down to 138KHz.



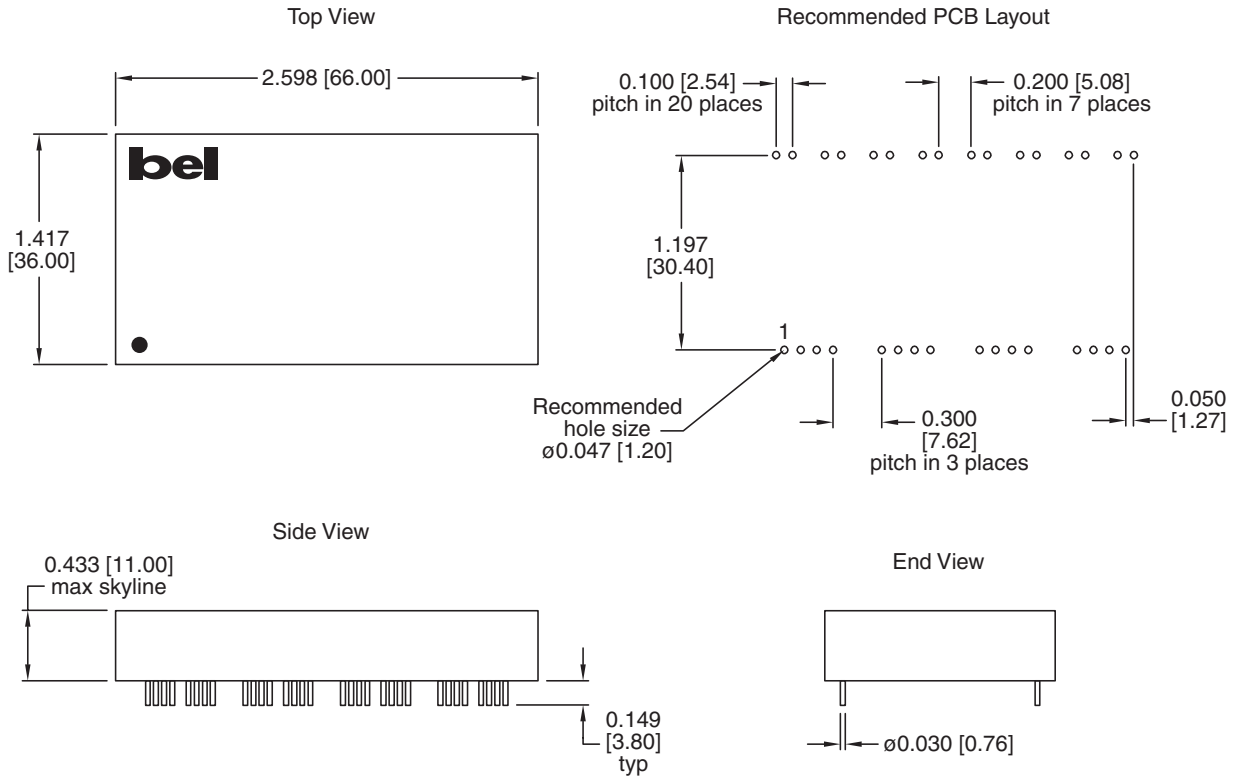
VDSL Quad 4 Band Solution CO (LT)

APC77175



MECHANICAL

APC77175



Signal Name	Channel 1	Channel 2	Channel 3	Channel 4
Line+	Pin 2	Pin 6	Pin 10	Pin 14
Line-	Pin 3	Pin 7	Pin 11	Pin 15
TX+	Pin 30	Pin 28	Pin 22	Pin 20
TX-	Pin 29	Pin 27	Pin 21	Pin 19
RX+	Pin 31	Pin 25	Pin 23	Pin 17
RX-	Pin 32	Pin 26	Pin 24	Pin 18
N/C	Pins 1 & 4	Pins 5 & 8	Pins 9 & 12	Pins 13 & 16

©2003 Bel Fuse Inc. Specifications subject to change without notice. 09.25.03

CORPORATE

Bel Fuse Inc.
 206 Van Vorst Street
 Jersey City, NJ 07302
 Tel 201-432-0463
 Fax 201-432-9542
 www.belfuse.com

FAR EAST

Bel Fuse Ltd.
 8F / 8 Luk Hop Street
 San Po Kong
 Kowloon, Hong Kong
 Tel 852-2328-5515
 Fax 852-2352-3706
 www.belfuse.com

EUROPE

Bel Stewart Connector
 45/46 Riverside
 Medway City Estate
 Rochester, Kent ME2 4DP U.K.
 Tel 44-1634-722890
 Fax 44-1634-716677
 www.belfuse.com